

# Wood Stone



Oven shown with optional stainless steel mantle.

## MT. BAKER 6'

Stone Hearth Oven



<b>Job Name</b>	
<b>Model</b>	WS-MS-6-RFG-IR-W
<b>Item#</b>	
<b>Fuel Type</b>	<b>Dual Burner, Gas-Fired / Wood Optional</b>

The Mt. Baker Dual Burner, Gas-Fired / Wood Optional oven features a standard door opening 36 inches wide x 10 inches high. The inside diameter of the oven floor is 62 inches, resulting in a 22-square-foot cooking surface. The oven is approved for installation with 1-inch side clearance to combustible building materials.

The dense, high temperature ceramic formulation of which the hearth and dome are cast creates a "deep heat sink" within the chamber of the oven. The oven is primarily heated by an easily adjustable (105,000-BTU max.) wall of radiant flame located at the rear of the cooking chamber. A 83,000-BTU thermostatically controlled infrared burner mounted under the floor ensures constant deck temperatures. The combined effect of these heat sources makes the Mt. Baker a very powerful and responsive stone hearth oven. The user also has the option of building a small wood fire on either side of the cooking chamber for additional ambience and flavor.

The 1,600-pound, monolithic, 4-inch thick, cast-ceramic floor sits on 4 inches of rigid insulation. The 1,300-pound, monolithic dome is also cast to a thickness of at least 4 inches. The hearth and dome are connected and supported by a carefully tensioned steel exoskeleton, which ensures structural integrity and long life. The body of the oven rests on a 12-gauge steel pan bolted to a heavy-duty, 3-inch angle iron stand. The oven is wrapped with at least 2 inches of spun ceramic fiber insulation and enclosed (top and sides) with 16-gauge galvanized steel. The oven arrives completely assembled and ready to set in place.

The oven can be manufactured to burn either propane or natural gas; this must be specified at the time of order.

The oven vents through a flue collar located above the doorway. Our gas ovens are listed for direct connection to a power-ventilated, grease-rated chimney or through a Listed Type 1 exhaust hood or one constructed in accordance with NFPA 96 and all relevant local and national codes. The oven must be vented as a solid fuel appliance in accordance with all relevant local and national codes and in a manner acceptable to the authority having jurisdiction. Ovens ordered without a hood will have a round flue adapter installed to facilitate direct connection to a round duct. A flue adapter is necessary only when the oven will be direct connected. Models that utilize wood as a fuel source must be vented as a solid fuel appliance.

### Hearth Capacity

8" pizzas	18-22
10" pizzas	14-16
12" pizzas	10-12
16" pizzas	6-8

Assuming 5-minute cook times, the approximate maximum hourly production capacity can be calculated by multiplying the above numbers by 12.

### OPTIONAL ACCESSORIES

- Doorway and Service Panel Extensions
- Stainless Steel or Black Granite Mantles
- Decorative Oven-Mounted Wood box
- Stainless Steel Oven Tools
- Custom Finishes
- Exhaust Fan
- Exhaust Hood
- Custom Wood Burning Accessories
- Multiple Opening Options



An ongoing program of product improvement may require us to change specifications without notice.  
Revised July 2010

**WOOD STONE CORPORATION**  
1801 W. Bakerview Rd.  
Bellingham, WA 98226 USA

Toll Free (800) 988-8103  
Tel (360) 650-1111  
Fax (360) 650-1166

[info@woodstone-corp.com](mailto:info@woodstone-corp.com) or visit [www.woodstone-corp.com](http://www.woodstone-corp.com)

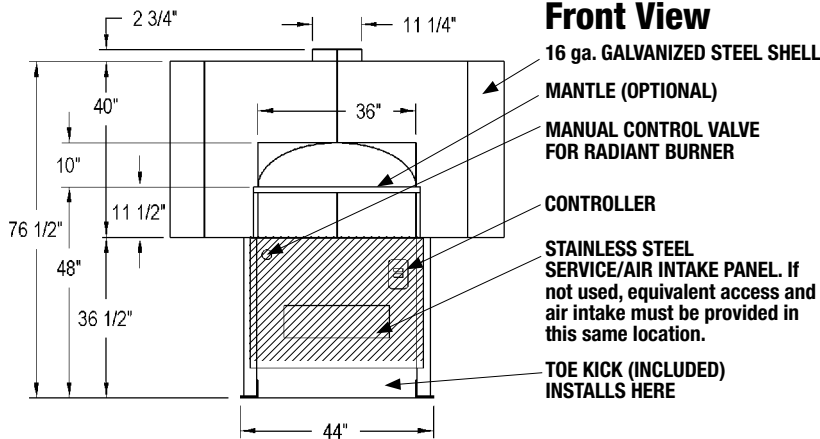


# MT. BAKER 6'

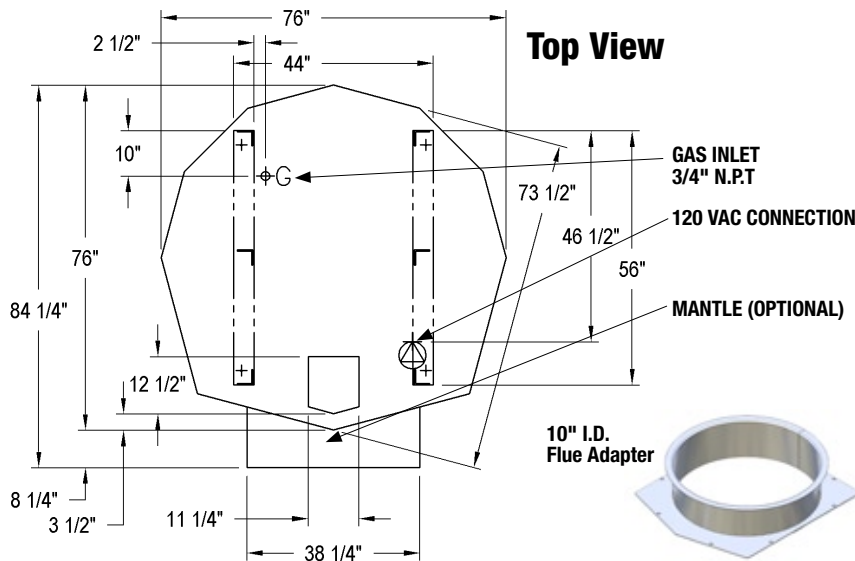
Stone Hearth Oven

Model  
WS-MS-6-RFG-IR-W

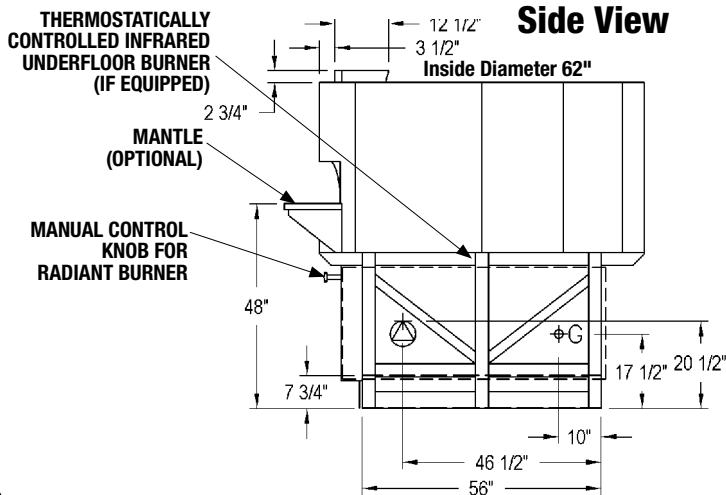
## Front View



## Top View



## Side View



## UTILITIES REQUIRED

1. 120-VAC/ 1.1-AMP Electrical Supply
2. 188,000-BTU Natural Gas Supply OR 159,000-BTU Propane (LP) Supply

## FACADE INFORMATION

1. All facades or enclosures are by others; see installation information for details.
2. Any facade or enclosure below the mantle allow the following:



- a) Unobstructed access 20 inches to each side of centerline for removal of service / intake panel.
- b) Easy access to all controls.
- c) Sufficient combustion air for gas burners; see installation information for details.

## VENTING INFORMATION

The oven vents through a flue collar located above the doorway. The Mt. Baker is listed for direct connection to a power-ventilated, grease-rated chimney or through a Listed Type 1 exhaust hood or one constructed in accordance with NFPA 96 and all relevant local and national codes. The oven must be vented as a solid fuel appliance, in accordance with all relevant local and national codes and in a manner acceptable to the authority having jurisdiction. Ovens ordered without a hood will have a round flue adapter installed to facilitate direct connection to a round duct. A flue adapter is necessary only when the oven will be direct connected. Models that utilize wood as a fuel source must be vented as a solid fuel appliance.

**Unit Shipping Weight:  
4,600 lbs.**



**Wood Stone**

An ongoing program of product improvement may require us to change specifications without notice.  
Revised July 2010

**WOOD STONE CORPORATION**  
1801 W. Bakerview Rd.  
Bellingham, WA 98226 USA

Toll Free (800) 988-8103  
Tel (360) 650-1111  
Fax (360) 650-1166

info@woodstone-corp.com or visit [www.woodstone-corp.com](http://www.woodstone-corp.com)