

# Wood Stone



Oven shown with optional stainless steel mantle.

## Hearth Capacity

8" pizzas	8-10
10" pizzas	5-6
12" pizzas	4
16" pizzas	1-2

Assuming 5-minute cook times, the approximate maximum hourly production capacity can be calculated by multiplying the above numbers by 12.

## OPTIONAL ACCESSORIES

- Doorway and Service Panel Extensions
- Stainless Steel or Black Granite Mantles
- Moisture Meter for Testing Firewood Quality
- Mobile Wood Cart
- Stainless Steel Oven Tools
- Stainless Steel Ash Dolly
- Custom Finishes
- Exhaust Hood
- Exhaust Fan
- Custom Wood Burning Accessories

## MT. CHUCKANUT 4'

Stone Hearth Oven



### Job Name

Model WS-MS-4-W-IR

### Item#

Fuel Type **Wood w/ Gas Assist**

The Mt. Chuckanut Wood w/ Gas Assist oven is a high production Wood-Fired oven equipped with a powerful Infrared Gas Assist burner under the oven floor. Note: This oven requires a wood fire burned in the cooking chamber as the primary heat source. This oven is not intended for use without a wood fire.

The Mt. Chuckanut Wood w/ Gas Assist oven features a standard door opening 20-inches wide x 10-inches high. The inside diameter of the oven floor is 37-inches, resulting in a 9-square-foot cooking surface. The oven can be installed with a 1-inch side clearance to combustible construction.

A 47,000-BTU, thermostatically controlled, infrared heater mounted under the floor ensures constant deck temperatures. The dense, high-temperature ceramic formulation of which the hearth and dome are cast creates a "deep heat sink" within the oven chamber.

The 650-pound, monolithic, 4-inch thick cast-ceramic floor sits on 4-inches of rigid insulation. The 700-pound, monolithic dome is also cast to a thickness of at least 4 inches. The hearth and dome are connected and supported by a carefully tensioned steel exoskeleton, which ensures structural integrity and long life. The body of the oven rests on a 10-gauge steel pan bolted to a heavy-duty, 3-inch angle iron stand. The oven is wrapped with at least 2-inches of spun ceramic fiber insulation and enclosed (top and sides) with 16-gauge galvanized steel. The oven arrives completely assembled and ready to set in place.

The oven can be manufactured to burn either propane or natural gas; this must be specified at the time of order.

The oven vents through an 8-inch O.D. flue collar located above the doorway. The Mt. Chuckanut can be direct connected to a power-ventilated, grease-rated chimney or can be vented with a Listed Type 1 exhaust hood, or one constructed in accordance with NFPA 96 and all relevant local and national codes. The oven must be vented as a solid fuel appliance, in accordance with all relevant local and national codes, and in a manner acceptable to the authority having jurisdiction.

**The Mt. Chuckanut Wood w/ Gas Assist oven can be converted to a Gas-Fired only oven with the addition of a Wood Stone Radiant Flame burner. This conversion would require an ADDITIONAL 68,000-BTUs natural gas OR 62,000-BTUs propane (LP).**



ANSI Z83.11b-2006  
CSA 1.8b-2006



ANSI/NSF 4

## Wood Stone

An ongoing program of product improvement may require us to change specifications without notice.  
Revised June 2008

### WOOD STONE CORPORATION

1801 W. Bakerview Rd.  
Bellingham, WA 98226 USA

Toll Free (800) 988-8103

Tel (360) 650-1111

Fax (360) 650-1166

[info@woodstone-corp.com](mailto:info@woodstone-corp.com) or visit [www.woodstone-corp.com](http://www.woodstone-corp.com)

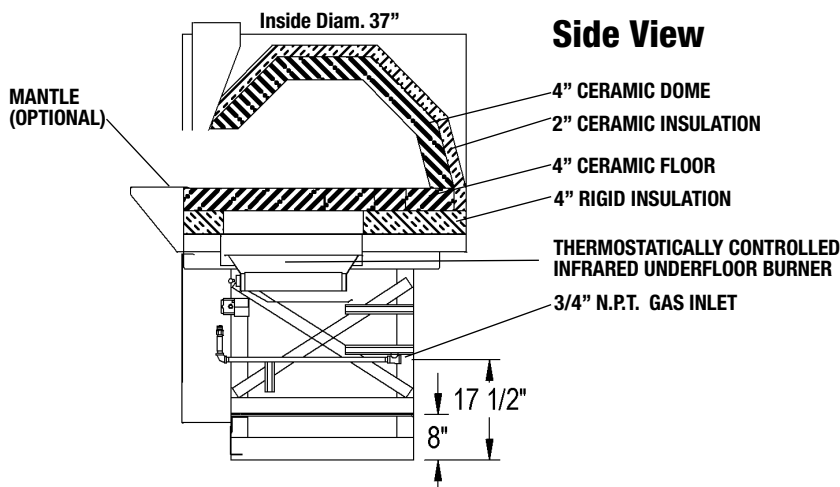
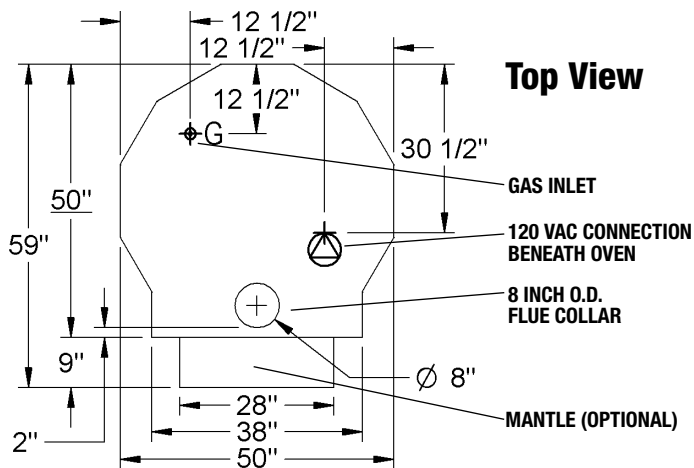
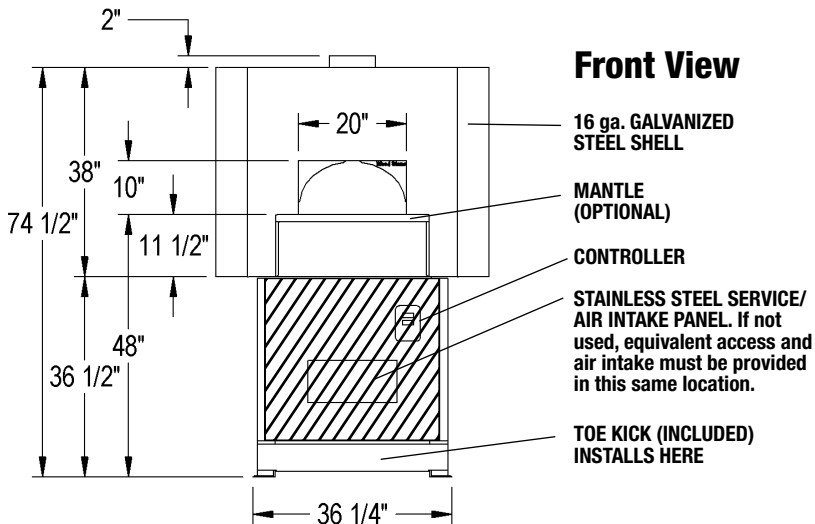


# MT. CHUCKANUT 4'

Wood w/ Gas Assist Oven

Model

## WS-MS-4-W-IR



**Note:** This oven requires a wood fire burned in the cooking chamber as the primary heat source. This oven is not intended for use without a wood fire.

### UTILITIES REQUIRED:

1. 120-VAC/ 1.1-AMP Electrical Supply
2. 47,000-BTU Natural Gas Supply OR 42,000-BTU Propane (LP) Supply



NOTE: A gas-only conversion would require an **additional** 68,000-BTUs Natural Gas OR 62,000-BTUs Propane (LP).

### FACADE INFORMATION

1. All facades or enclosures are by others; see installation information for details.
2. Any facade or enclosure below the mantle must allow the following:

- a) Unobstructed access 16-inches to each side of centerline for removal of service / intake panel.
- b) Easy access to the controller.
- c) Sufficient combustion air for gas burner; see installation information for details.

### VENTING INFORMATION

The Mt. Chuckanut can be direct connected to a power-ventilated, grease-rated chimney or can be vented using a Listed Type 1 exhaust hood or one constructed in accordance with NFPA 96 and all relevant local and national codes. The oven must be vented as a solid fuel appliance, in accordance with all relevant local and national codes, and in a manner acceptable to the authority having jurisdiction.

**Unit Shipping Weight:  
2,400 lbs.**



## WoodStone

An ongoing program of product improvement may require us to change specifications without notice.  
Revised June 2008

**WOOD STONE CORPORATION**  
1801 W. Bakerview Rd.  
Bellingham, WA 98226 USA

Toll Free (800) 988-8103  
Tel (360) 650-1111  
Fax (360) 650-1166

info@woodstone-corp.com or visit [www.woodstone-corp.com](http://www.woodstone-corp.com)