

Wood Stone



CASCADE

Gas-Fired Rotisserie with Charbroiler



Job Name	
Model	WS-GFR-6-MB
Item#	
Fuel Type	Gas-Fired

OPTIONAL ACCESSORIES

Adjustable Basket Spits: Wood Stone offers several variations of basket spits capable of holding just about anything that you might want to cook on a Rotisserie. Our adjustable clamshell basket is capable of holding a very large rib roast, or can be adjusted to hold several sides of salmon. Our 3 and 4 arm rib/fish baskets are easy to load and unload, and allow the roasting of up to 8 full racks of ribs per spit. See our Rotisserie accessories page for more details.

Fish/Vegetable Screens: These heavy-gauge stainless steel screens increase the utility of the basket spits by stabilizing small or delicate items within the basket.

10 Spit Locations: A 10 spit model is available, increasing chicken capacity to 60 2.75 Lb. birds. Note: When all spits are in use on the 10 spit model, only chickens 2.75 lbs. or smaller, or items of similar size may be cooked.

Rotisserie Hardware Cabinet: This heavy-duty, wall mounting, stainless steel cabinet is designed to hold up to three basket spits and several standard angle spits.

Exhaust Hood: Call Wood Stone for specifications of the Gaylord exhaust hood for the Cascade.

The unit comes standard with a 152,000 BTU Montague Legend Charbroiler mounted on the front of the rotisserie (separate gas line required).

The body of the Cascade Rotisserie is constructed of 16-gauge polished stainless steel. It is powered by a ¼HP variable speed, DC motor with soft start and stop. The rotisserie drive features a rugged two-stage gearbox and comes standard with six 44 inch stainless steel angle spits, giving the Rotisserie a 36-42 chicken capacity. The Rotisserie is heated by two burners: a showy and powerful adjustable wall of radiant flame at the front of the cabinet and an overhead IR burner.

The Cascade features a constant drip water bath, so that grease from the cooking products is constantly being removed from the cabinet. The water bath is equipped with a removable stand pipe for easy cleaning. The standard Rotisserie has front and rear controls and rear loading doors. A bump-bar style shutoff on the front of the Rotisserie facilitates easy front loading or unloading.

The controller and motor can be located on either side of the unit; *this must be specified at the time of order*. The Cascade is easily serviced via an access panel located on the controller side of the unit.



An ongoing program of product improvement may require us to change specifications without notice.
Revised October 2009

WOOD STONE CORPORATION
1801 W. Bakerview Rd.
Bellingham, WA 98226 USA

Toll Free (800) 988-8103
Tel (360) 650-1111
Fax (360) 650-1166

info@woodstone-corp.com or visit www.woodstone-corp.com

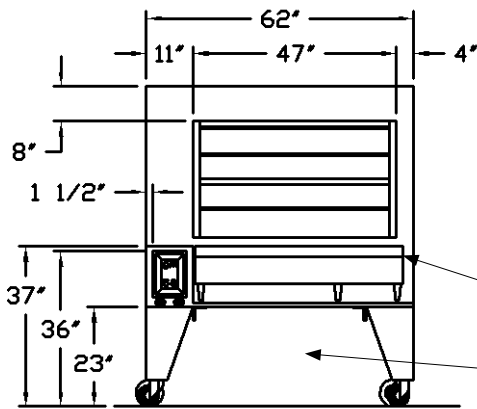


CASCADE

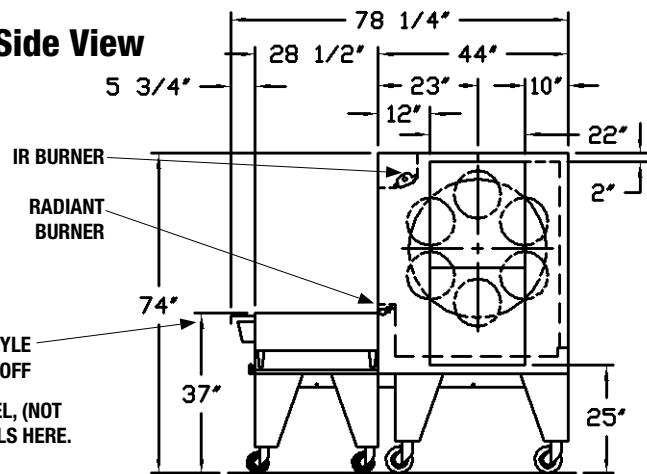
Heavy-Duty Gas-Fired Rotisserie

Model
WS-GFR-6

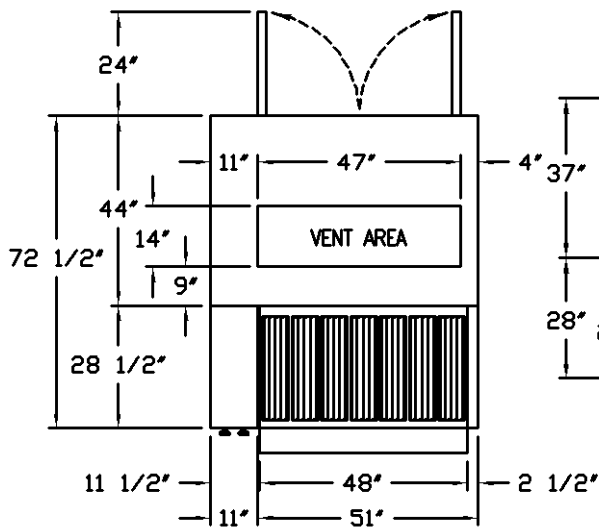
Front View



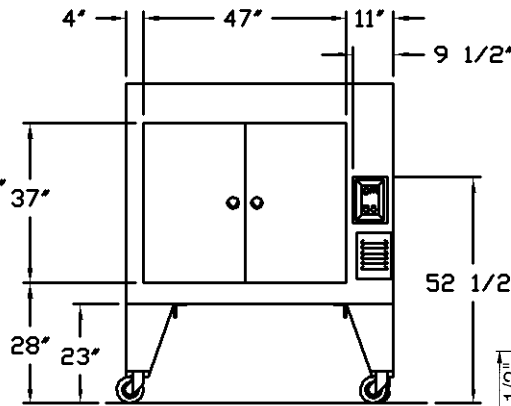
Side View



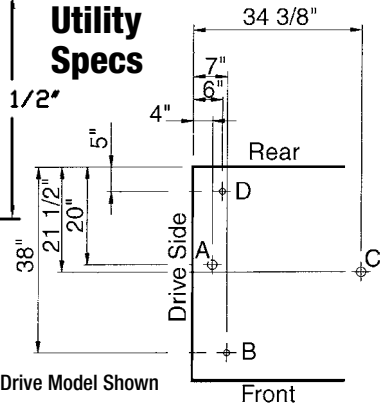
Top View



Rear View



Utility Specs



*Right Hand Drive Model Shown

UTILITY SPECIFICATIONS

Note: This unit is on casters; utility hookups should be made in such a way as to allow mobility of the Rotisserie for service and maintenance purposes. We recommend "quick disconnects" and flexible connections. All utility connections are made from the underside of the appliance.

A-Electrical Provide 115 VAC, 15 Amp outlet (appliance is 5 Amp rated). Note: a grounded cord and plug (three prong) is provided by Wood Stone for a standard 115 VAC outlet.

B-Water Provide incoming water supply equipped with a 1/4" N.P.T. (male) fitting.

C-Drain 1 1/2 inch slip-fit connection. Connect to floor sink (grease trap). The drain is located in the center of the appliance. (See **Utility Specs**).

D-Gas

Rotisserie-Provide 175,000 BTU Natural Gas or 185,000 BTU Propane (LP) input. Rotisserie gas inlet is a 1" N.P.T. (female) fitting. The maximum inlet pressure is 0.5 PSI.

Montague Broiler-1" NPT (female)
152,000 Btu's, .5 psi

VENTING

The Rotisserie requires a Type 1 exhaust hood installed in accordance with NFPA 96 and all relevant national and local codes.

***Note:** The drive (control) side is viewed from the rear of the unit. The drive can be installed on either side of the unit. The left hand drive model mirrors the right hand drive model exactly. **Must be specified at the time of order.**

Unit Shipping Weight: 1,500 lbs.



An ongoing program of product improvement may require us to change specifications without notice.
Revised October 2009

WOOD STONE CORPORATION

1801 W. Bakerview Rd.
Bellingham, WA 98226 USA

Toll Free (800) 988-8103

Tel (360) 650-1111

Fax (360) 650-1166

info@woodstone-corp.com or visit www.woodstone-corp.com